

SPEAKER PHONE “KONFTEL” QUICK REFERENCE

POWERING ON:

The speaker phone can be powered off or go to sleep mode.

If you look at the display and see no text you must **POWER ON** the speaker phone.

Press the power key  for 2 seconds.

MAKING A CALL:

Dial number: **9 – 1 – Area Code – Number or Extension Number**


Press the **GREEN** key 

ANSWERING A CALL:

Press the **GREEN** key  to answer

MAKING A THREE-WAY CALL:


You can connect another party to an on-going call as follows:




Press the **GREEN** key  during a call. That places the current call on hold and a second tone is heard.

Dial the second participant's number and wait for an answer. There will be a few seconds of silence before you hear the phone ringing.

Press the **GROUP** key  to connect all the meeting participants.

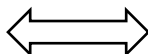
OTHER KEY FUNCTIONS:

Back key  press to go back if an incorrect digit was entered.

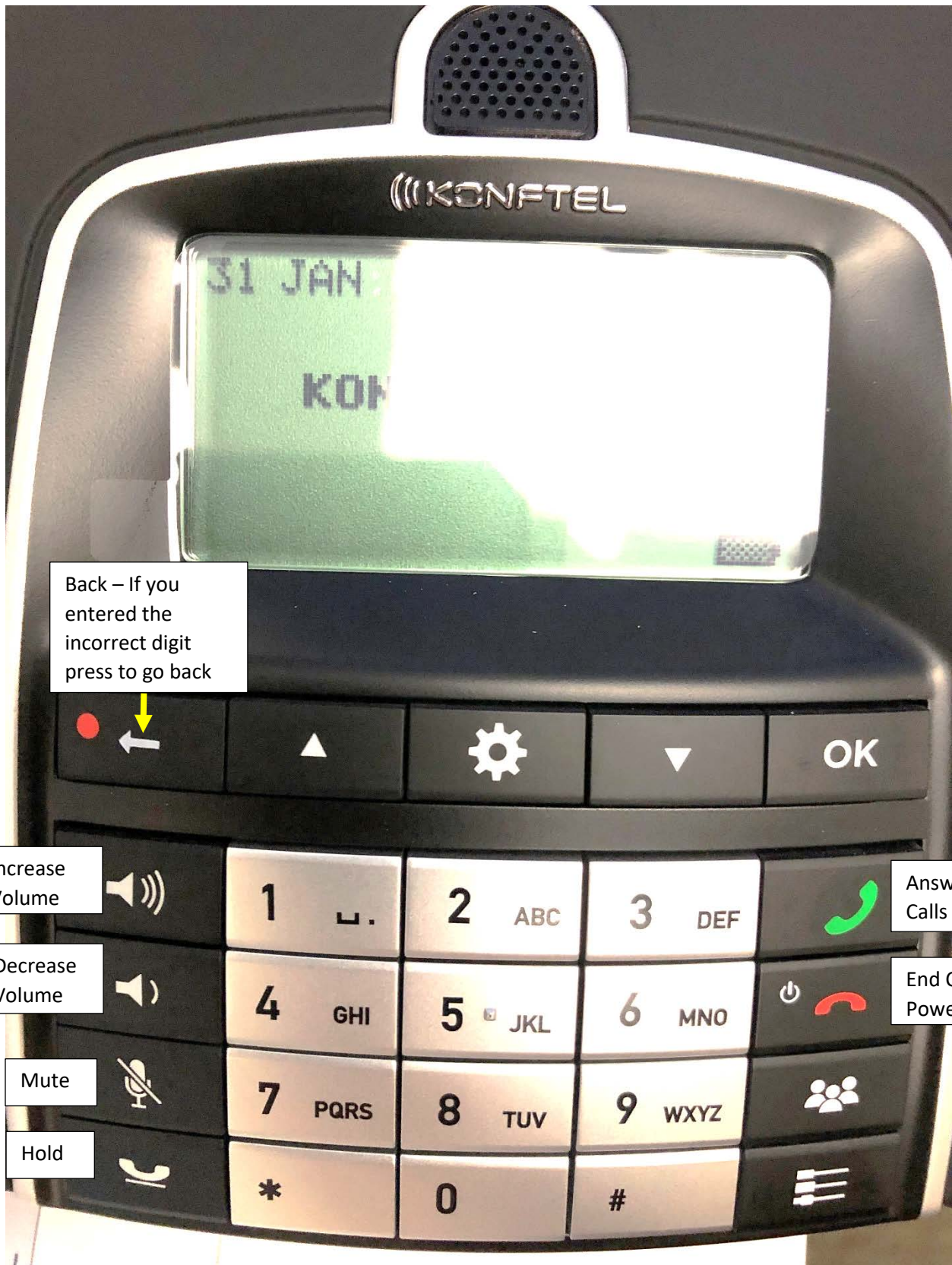
Volume key  Increase, Volume key  Decrease, Mute key 

Hold key , Arrow key  up **and** Arrow key  down view call history

Turn over for additional information



SPEAKER PHONE "KONFTEL" QUICK REFERENCE



Turn over for additional information

